




# Impact Bars & Beds


Highly-Absorbent  
Impact Resistant  
Easy-Assembly



## DYNA-TRAC® Impact Bars and Beds

DYNA-TRAC® Impact Bars and Beds are used in the material loading area of a conveyor to replace Impact Idler Rollers.

They are designed to absorb impact loads, resulting in an elimination of roller damage and a dramatic reduction of belt damage and shock transfer to the conveyor structure.







### Impact Beds

Impact beds are used in place of Impact Idlers/Rollers and are installed under the belt at the loading points to absorb the impact from falling material.


DYNA-TRAC® Impact Beds are custom designed to suit your requirements. They are constructed from steel for a robust and long-lasting service life.

Designed with a modular pin-lock system for easy assembly and disassembly, our Impact Beds are fitted with highly absorbent impact bars to form a complete belt support system.

### Our Range Includes



Standard DYNA-TRAC® Impact Bed	Hybrid DYNA-TRAC® Impact Bed	Heavy Duty DYNA-TRAC® Impact Bed	Custom Made DYNA-TRAC® Impact Beds
Our standard DYNA-TRAC® Impact Bed is suitable for most applications.	DYNA-TRAC® Impact Beds can incorporate Impact Rollers in the design. This allows the use of Impact Rollers and adds additional support from the side bars. The design offers a greater level of control along the edge of the belt.  Hybrid Impact Beds assist in maintaining the seal between the skirting rubber and the conveyor belt and also helps reduce belt sag and movement associated with load shifts.	Heavy Duty Impact Beds are constructed from heavy gauge material to withstand the impact from oversized, large and heavy material.  The design incorporates a fully welded, heavy gauge steel plate frame, large diameter pins and highly absorbent Impact Bars.	DYNA Engineering can design and manufacture Impact Beds to suit any application.  <b>Click the link</b> for your customised quote or <b>FREECALL us today</b> <b>1800 801 558</b> to discuss your specific needs.



## Modular Pin-Lock System

DYNA Engineering's DYNA-TRAC® Impact Bed incorporates a modular pin-lock system engineered for the easy replacement of worn impact bars. We found this system worked so well we deployed the pin-lock system across the entire Impact Bed.

One of the added benefits of the pin-lock system is the pins can be removed without any tools. Additionally, the bars can be replaced without removing the bed from the conveyor.


It is as simple as unclipping and removing the pins.

## Adjustable Sides

The sides of the Impact Beds can also be lowered to a horizontal position to add additional clearance and support in the removal of the Impact Bars.

The ability to lower the sides of the Impact Bed also assists with installation and removal. When maintenance is required, the wings on both sides can be lowered by removing the pins from the supporting links. From there, the side Impact Bars can be easily slid sideways out of the supporting arms.

The Impact Bars, and even the entire bed, can be removed without the need to raise the belt.



## Impact Bars

DYNA Engineering can supply Impact Bars that make up an Impact Bed. The use of Impact Beds assists the elimination of roller and frame damage in the conveyor loading area.

An Impact Bed effectively reduces belt damage and shock transfer to the conveyor structure.

Impact Bars are used to provide a low friction sliding surface between the Impact Bed and the rubber belt travelling over it.

Furthermore, the Impact Bar's rubber backing is designed to absorb impact loads of material on the bed.



### Features

UHMWPE wear strip and aluminium T-Tracker joined by hot vulcanising during manufacturing process to ensure strong, reliable adhesion.

Outstanding wear and sliding properties due to UHMWPE polyethylene surface.

Available in a variety of different heights (50mm, 63mm, 75mm, 100mm).

Ultra elastic rubber backing absorbs impact.

Available in two standard lengths (1220mm, 1524mm).

T-Tracker design allows many clamping points along the bar.

Can be easily cut to the length required.



### Services

- Bespoke Engineering Solutions
- Conveyor Audits
- Conveyor Maintenance
- Pulley Refurbishments
- Fabricating and Manufacturing

### Products

- Air Knives
- Belt Scrapers
- Brush Cleaners
- Chutes and Shedders
- Conveyor Belts – Chevron Rubber
- Conveyor Belts – Steel Cord
- Conveyor Belts – Textile / Rubber
- Conveyor Rollers
- Conveyor Skirting
- Diverter Ploughs
- HDPE Conveyor Guards
- Idler Sets and Rollers
- Impact Bars
- Impact Beds
- Inspection Doors
- Inverted V-Trackers
- Pulley Design & Manufacture
- Pulley Lagging
- Pulley Refurbishment
- Spray Bars
- Tracking Rollers
- V-Ploughs

## Contact Us 1800 801 558

Tel 08 9473 4300 Fax 08 9473 4399  
Email [dyna@dynaeng.com.au](mailto:dyna@dynaeng.com.au)  
11 Rio Street, Bayswater WA 6053  
PO Box 84, Bayswater WA 6933

[dynaeng.com.au](http://dynaeng.com.au)

